


KONICA MINOLTA

*AccurioPro*  
Dashboard



# AccurioPro Dashboard

**RETHINK PRINTROOM EFFICIENCY**

Giving Shape to Ideas

# DEVICE MONITORING MADE EASY

## RETHINK PRINTROOM EFFICIENCY

### A Smarter Way to Monitor and Optimize Your Print Operations

Konica Minolta's production monitoring software, AccurioPro Dashboard, captures the print shop floor in detail to help reduce downtime and production-related costs. By automatically collecting, collating, and analyzing device and job data across the entire production process, it delivers actionable intelligence to support better print-related business decisions.

AccurioPro Dashboard supports digital experience (DX) initiatives and powers on-demand printing by acting as a production activity partner. With a highly attractive price-to-performance ratio, AccurioPro Dashboard enables you to analyze production data from multiple perspectives — such as print jobs, media, and device utilization — revealing insights that can drive measurable productivity gains.

With today's markets demanding faster turnaround, lower costs, and higher quality, AccurioPro Dashboard goes beyond simple data visualization. It helps digitize and optimize shop floor operations, accelerating management decisions and increasing real production capacity.

## YOUR KEY BENEFITS

<b>1</b> Fast, intuitive browser-based operation	<b>2</b> Real time, accurate, and comprehensive data to cut costs and increase productivity	<b>3</b> Enables data-driven production	<b>4</b> Displays real-time status of print devices
<b>5</b> Holds production performance data securely and accurately	<b>6</b> Accurate data allowing precise cost control	<b>7</b> Highly detailed insights into machine utilization	<b>8</b> Transparent view of incidents as they occur (e.g. tray full, toner empty, etc.)



# THE FUTURE OF PROFESSIONAL PRINTING IN YOUR HANDS

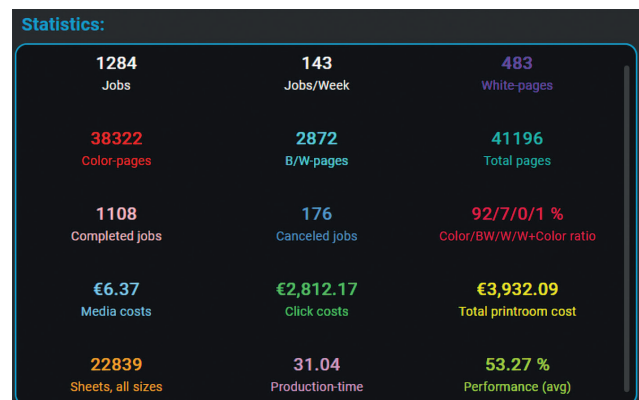
## RETHINK POSSIBILITIES

### AccurioPro Dashboard

AccurioPro Dashboard captures print room data automatically. It tracks jobs, machine efficiency, consumables usage, waste, production counts, and other key variables. Apart from saving time and money by eliminating manual data collection, the software monitors and tracks machine activity including uptime and downtime, plus real-time equipment performance metrics. The user can filter the screen views as they need them.

For example, it can show jobs filtered media type printed on selected individual devices. The real-time tab helps boost profitability by optimizing print performance. It shows when printers are idle, or when productivity drops as a result of incorrect settings. It also facilitates production planning – helping improve device uptime and overall usage by streamlining workflows.

**Real-time tab.** This view lets the user call up productivity related information at any time to show the number of active devices, the daily print volume in relation to production hours, also information about prints per minute. Importantly this is the actual status and includes information on how long each print run will take to complete, the number of sheets remaining and print time left are some of the metrics displayed for each device.



**Quick Facts tab.** Print shop managers will appreciate this summarised overview. It shows the number of jobs completed per week, the pages printed in color or mono, plus the number of jobs printed within any selected timeframe. In addition to the summarised views, an operator can study more detailed tabs by individual jobs or productivity.

**Print Jobs tab.** This filters by type of jobs or by device or job status. The user can review specific data such as completed jobs for all color devices, or filter by cancelled jobs to evaluate why a device is not performing as expected. To assess performance on a chosen device they can call up details such as if a job completed and how many staples were used. Jobs are easily sorted by clicking on the header of the table. The job list can filter by job type and job status.

**Timeline tab.** The timeline tab delivers a powerful, at-a-glance overview of all operations. By visualizing everything on a single timeline, it becomes easy to compare machines side-by-side, identify missed time slots, and uncover opportunities to increase production efficiency.

A zoom-in feature allows detailed review of smaller jobs.

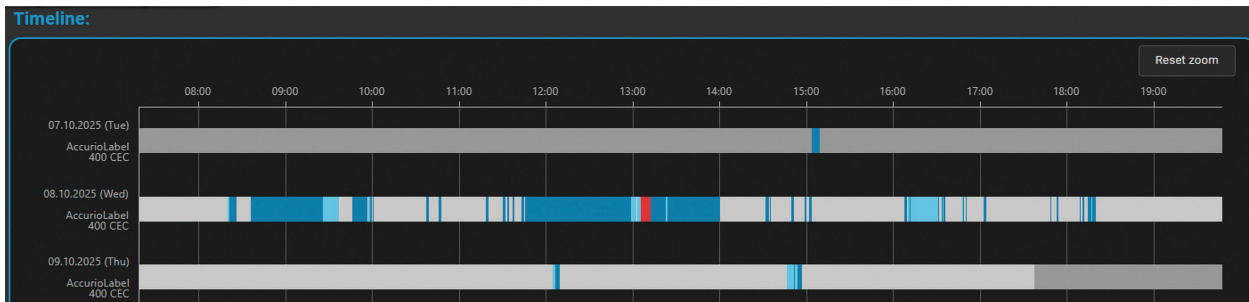
A tray-full counter not only indicates when a tray was full, but also how often and for how long this condition occurred.

Detailed job information for multiple jobs is displayed directly on the timeline, making processes and correlations easy to understand. Selectable information layers allow filtering of the displayed jobs. Convenient date selection with useful shortcuts simplifies navigation across different time ranges.



### Job details

- Print system**  
AccurioPress C14010S CEC
- Job type**  
Normal Print
- Job status**  
Complete
- Paper profile**  
SRA3 ProfiSilk300
- Finishing modes**
  - Fold: No Fold 0
  - Punch: No Punch 0
  - Staple: No Staple 0
  - Trim: No Cut 0
- Print duration**  
00:00:20
- Color/BW/W/W+Color ratio**  
100/0/0/0 %





**Print Media tab.** Displays information for every production site covered by the software. It supports calculating and ordering paper, as well as planning and pricing each job. The view reveals paper availability levels and highlights when a device needs to be loaded, helping reduce job preparation time and minimizing paper switching for incoming jobs.

It also displays total media usage, filtered by device and format, further improving planning and efficiency. When a media type is selected, the software shows the percentage of that media in production and lists pages printed on individual devices. Media can also be reviewed by grammage and size to assess whether future jobs could be handled more cost-effectively by ordering more suitable paper, reducing reliance on higher-cost media.

Operators can filter by cancelled jobs to identify which media types most often lead to paper jams or job cancellations, helping eliminate problematic and costly media choices.

**Productivity tab.** Let's a print manager review jobs by performance and learn the relative performance of similar jobs on different devices. This helps match, plan and allocate jobs to the best suited devices and goes deeper than assessing obvious basics to help fine-tune print shop performance for improved efficiency.

**Cost tab.** Provides transparent and comprehensive cost insights, with detailed calculations for individual jobs and aggregated costs per device over a selected timeframe. It breaks down click, ink, and media costs to ensure full cost visibility. For toner-based cut-sheet devices, coverage-based pricing is supported, enabling more accurate and precise cost analysis.



# MARKETS & APPLICATIONS

## RETHINK OPPORTUNITIES

### Print Service Providers

Whether it be automating production tasks, coordinating jobs or ordering up paper, AccurioPro Dashboard saves time for operators and managers by collecting and storing all job-related data essential to the proper planning of upcoming print jobs. Collecting data manually by hand is no longer necessary, as this easy-to-operate application collates and displays both machine and media-related data.

### Publishers

AccurioPro Dashboard can be used to project the exact time required to print a catalog series, ensuring greater accuracy in the critical task of job costing. The software will assimilate production details such as the amount of paper and staples required and calculate total costs as well as item-by-item.

### Manufacturers

Product manufacturers managing on-demand printing of labels or instruction manuals benefit from real time overview of print systems utilization. AccurioPro Dashboard helps them then decide whether a specific system can be spared to do other urgent work. The entire printing process is more transparent providing real time data to aid faster decisions and boost productivity.

### Financial Institutions

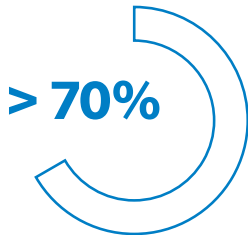
For organizations looking to reduce costs, accurate data that tracks consumables usage in detail makes it easier to identify potential savings. AccurioPro Dashboard will both monitor the overall running costs and prepare performance-based cost calculations to control print expenses.

### Print Shops

Use this software to better track which jobs were printed on which systems and more accurately estimate costs related to power, hardware and media. One glance shows which systems are in print or idle mode to help simplify and speed up cost-critical decisions.

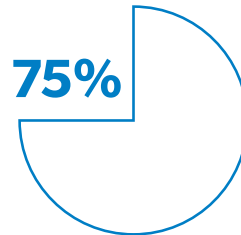


# THE REALITY OF PRODUCTION DATA COLLECTION




## Over 70%

of companies say they would like to have a transparent overview of their systems, and this figure has risen significantly in recent years.



## 3 out of 4

companies have found that collecting data manually leads to the following results: Loss of overview of the data, loss of time for employees and unstructured data collection.



## Manual data entry

is time-consuming, wastes important operator time and costs a lot of money.

# ACCURIOPRO DASHBOARD



## You decide

Choose the data and reports you want to see. Customize filters to match your needs without being locked into rigid views.



## Save time

Eliminate manual data entry and reduce repetitive administrative work.



## Focus on what matters

Stay on core processes and value-adding tasks while AccurioPro Dashboard handles reporting.



## Plan ahead

Forecast and manage printing material consumption with confidence.



## Maximize uptime

Identify open production windows and fill them with additional jobs to avoid downtime.



## Stay in control

Keep full control of your data with secure access and local installation.

# 10 GOOD REASONS FOR ACCURIOPRO DASHBOARD



## 1. PRECISE INFORMATION FOR ALL USER LEVELS

Delivers the right level of detail for every role — from management to field operators — without unnecessary information.



## 2. ENGAGING INTERACTION

Using AccurioPro Dashboard is highly intuitive, resulting in a smooth and engaging interaction with critical production data.



## 3. EFFICIENT CONSUMABLES PURCHASING

Driven by detailed reporting on media usage and run rates over defined time periods.



## 4. FLEXIBLE DATA VIEWS

Filter and adapt data views to align with current production requirements, without rigid layouts.



## 5. AUTOMATED DATA COLLECTION

Eliminates manual data compilation and reporting, saving time and money while ensuring data is always current.



## 6. INTELLIGENT, PREDICTIVE INSIGHTS

AccurioPro Dashboard goes beyond records, delivering data-driven reports that enable efficient, forward-looking job planning.



## 7. FASTER, MORE PREDICTABLE LEAD TIMES

AccurioPro Dashboard improves production predictability and speed, helping you shorten lead times across everyday workflows.



## 8. LOWER PRODUCTION COSTS

AccurioPro Dashboard reduces costs and increases margins by improving efficiency — strengthening competitiveness and supporting revenue growth.



## 9. BROAD PRESS COMPATIBILITY

Supports a wide range of Konica Minolta presses.



## 10. FULL DATA CONTROL

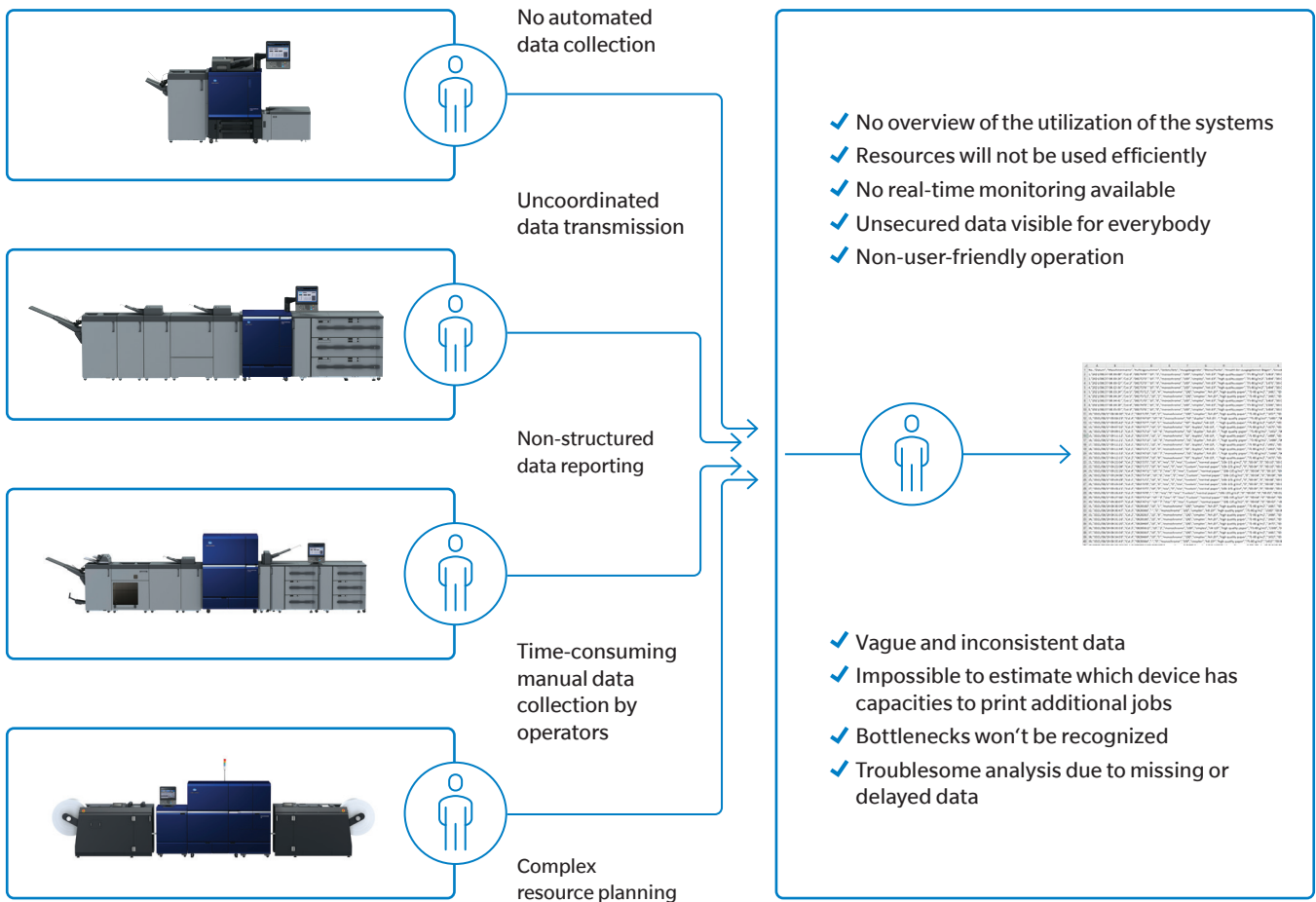
AccurioPro Dashboard is an on-premises solution that collects and stores data locally, keeping production data under your control.

# FEATURES

## RETHINK YOUR POSSIBILITIES

Features		
Category	Feature type	Details
General	Platform	On-Premise application
General	General operation	Log in/Log out
		Printer registration/deletion
		User registration/deletion
		Change user password by user or manager
		Different user roles
		Language selection
		Language selection after Login
		Real-Time overview with detailed device information
Data collection	Job data collection	Collect ID or file name of a job
		Collect job related values like number of printed pages, number of sheets and color information
		Collects detailed media information (type/weight/size)
	Machine data collection	Collect the device related values like ID, etc.
		Get print time
		Get the real-time machine status
Data aggregation	Machine data aggregation	Aggregate machine operation information
	Job data aggregation	Aggregate job information
Data analysis	General analysis	Select reference period by date selection
		Simple Checkbox-selection of devices to quickly create a detailed report
	Job analysis	Filtering the job list by job type and job status
		Count and list the number of sheets and print time for each job
		Display machine information for each job
		Detailed price information for consumables for each job
	Machine analysis	Analyze machine utilization trend
		Count and graph the print results
		Display print volume distribution for selected devices
		Display finishing information for each job
		Display current PPM in comparison to estimation
		Displays the trend of production (PV) for a selected time period
		Aggregate the jobs canceled for each machine
		Aggregate the jobs completed for each machine
	Detailed information about ink usage over the selected timeframe (AccurioJet only)	
	Paper analysis	Aggregate and display frequently used paper types, weight and size
		Display statistics based on selected media attribute for a selected timeframe
	Productivity analysis	Display volume distribution for a selected media attribute for the selected devices
Aggregate job list by finishing mode		
		Count and display performance for each job

# MANUAL WORKFLOW BEFORE



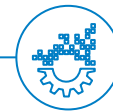
# AUTOMATED WORKFLOW AFTER



Collect accurate data automatically from the devices

- ✓ Different views with multiple filter options
- ✓ Secured data-access. views are only available for registered users
- ✓ Flexible timeframe selection
- ✓ Save time, money and resources
- ✓ Decisions based on date-driven analytics
- ✓ AccurioPro Dashboard Essential offers also a real-time overview for your devices
- ✓ Merging data automatically into the database

Data Collector



Dashboard



- ✓ Accurate and consistent data analysis
- ✓ Free device slots can be review easily
- ✓ Discover free slots and improve utilization and profitability and ensure a fast ROI
- ✓ No human intervention required
- ✓ User-friendly operation
- ✓ Production increases due to more precise job planning



## ACCURIOPRO DASHBOARD

Turn production data into smarter decisions. AccurioPro Dashboard delivers a centralized, real-time view of your entire print operation, helping you monitor device performance, optimize workflows, and control costs with confidence. By automatically collecting and analyzing production data across jobs, devices, and media, AccurioPro Dashboard eliminates manual reporting and replaces guesswork with actionable insight.

Designed for fast-paced, cost-sensitive print environments, the solution provides transparency into utilization, downtime, consumables, and job performance. This enables operators and managers alike to respond quickly, plan more effectively, and keep production moving.

Whether managing a commercial print room, in-house operation, or on-demand production environment, AccurioPro Dashboard empowers your team to work smarter, reduce waste, and maximize capacity.

**AccurioPro Dashboard: Clarity That Drives Productivity**

For complete information on Konica Minolta products and solutions, please visit: [CountOnKonicaMinolta.com](https://www.CountOnKonicaMinolta.com)

© 2026 KONICA MINOLTA BUSINESS SOLUTIONS U.S.A., INC. All rights reserved. Reproduction in whole or in part without written permission is prohibited. KONICA MINOLTA and the KONICA MINOLTA logo are registered trademarks or trademarks of KONICA MINOLTA, INC. All other product and brand names are trademarks or registered trademarks of their respective companies or organizations. All features and functions described here may not be available on some products. Design & specifications are subject to change without notice.



KONICA MINOLTA

KONICA MINOLTA BUSINESS SOLUTIONS U.S.A., INC.  
100 Williams Drive, Ramsey, New Jersey 07446

[CountOnKonicaMinolta.com](https://www.CountOnKonicaMinolta.com)



Item#: AccurioPro\_Dashboard\_Br  
5/26-PD