



KONICA MINOLTA

AccurioPro Flux



# AccurioPro Flux

**RETHINK WORKFLOW**

Giving Shape to Ideas


# INDISPENSABLE PRINT PROCESS OPTIMIZATION – FOR EVERYONE!

## INTRODUCING AccurioPro Flux FROM KONICA MINOLTA

**AccurioPro Flux Premium**  
Naturally, this includes the complete Essential functionality, plus other attractive features like these:



Collaboration



Process automation



**AccurioPro Flux Essential**



Make Ready



Output Management

**AccurioPro Flux is Konica Minolta's professional print software solution for powerful make-ready, workflow automation, convenient collaboration and effective output management. Offering essential functionality to minimize costs and maximize return on investment, AccurioPro Flux can be of interest to you as a commercial printer, print service provider or manager of an in-house InPlant.**



Remote status tracking



Job submission via client or shared virtual printers



Data analysis



Integration services / API



Imposition



Color Management

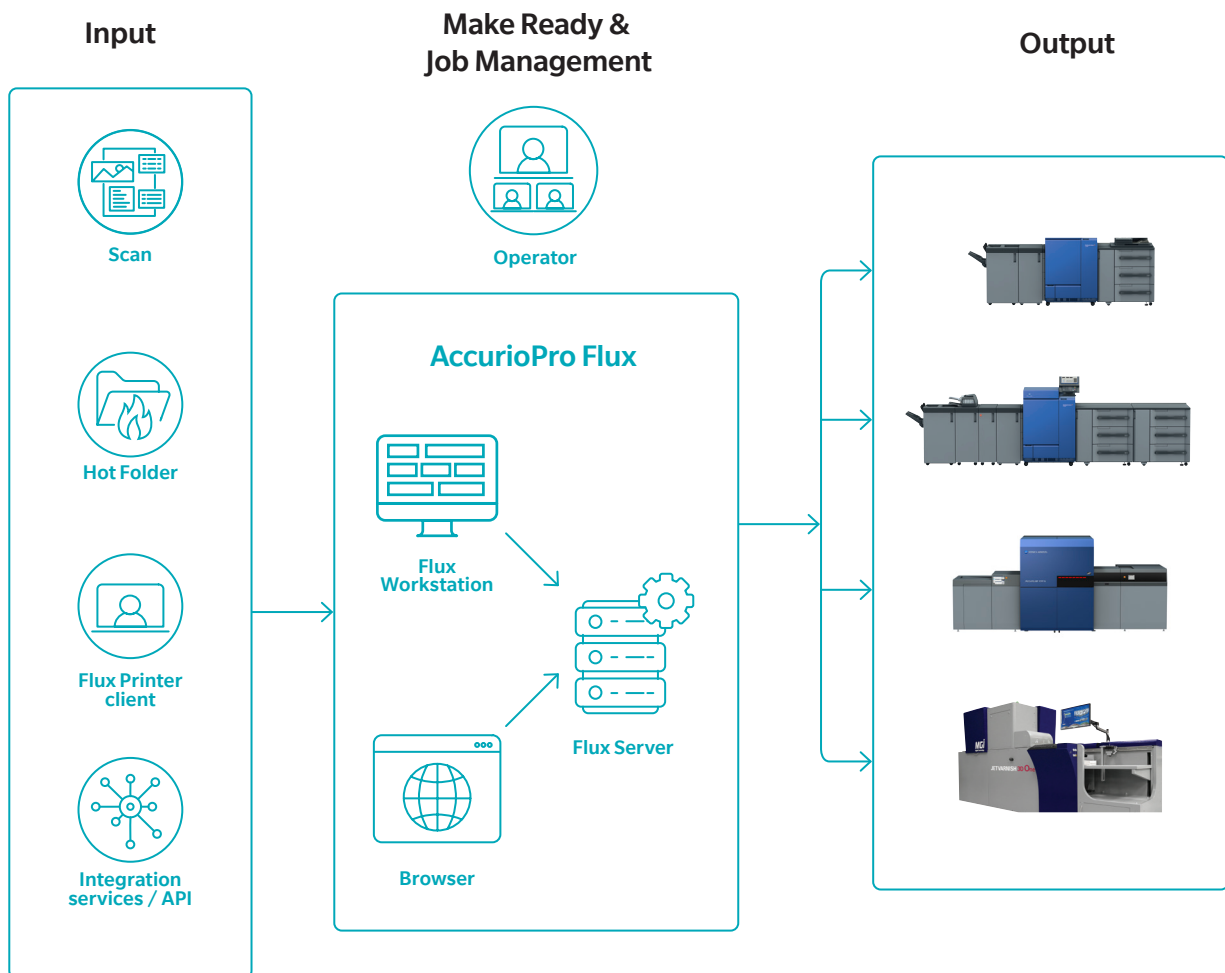


VDP



# OPTIMIZE YOUR PROCESS

## RETHINK WORKFLOW



With AccurioPro Flux, you can flexibly import files from a variety of sources and easily allocate tasks among colleagues. Prepare jobs using the Flux Workflow application or within your web browser in seconds, then subsequently dispatch them to any designated printer or printer cluster.

## AccurioPro Flux Essential

The basic AccurioPro Flux Essential software tool targets the prepress situation, allowing you to import, impose, prepare and print files with ease. You are bound to appreciate its timesaving properties if you grapple with ever-shorter deadlines and increasing cost pressure. Essential is easy to use and has a minimal learning curve. Misprints are avoided and costs reduced thanks to the easy checking of job files for their printability. And AccurioPro Flux Essential provides the one, central point of control even for a fleet of output devices, ensuring optimal job distribution as well as fastest order completion.

## AccurioPro Flux Premium

This is the answer for printing companies requiring automation and the flexible collaboration of a team of operators. If you head a print environment where several operators process a high number of short- and longer-run print jobs and possibly have to work on the same job list, or where job processing requires frequent manual intervention and customers keep enquiring about the status of their print order, Premium offers you numerous advantages for the above issues and can help you streamline your overall print production. In short, this product edition controls and automates many processes in the print room: It handles the communication with customers and facilitates the coordination of the workload in the print room. Avoiding errors and providing print-ready files, it eases the transfer of jobs to print. It also enables the integration with other applications, e.g. MIS, accounting solutions, etc. and provides convenient flexible access letting operators work from anywhere.

# PRODUCTIVITY WITH TEMPLATES & ADVANCED MAKE-READY

## AccurioPro Flux Essential

As a print provider or CRD manager, take advantage of AccurioPro Flux Essential's efficient templates feature: You only need to set up templates once and will make great time savings on repetitive prepress work forever after. You can choose from a wide range of intelligent print functions to administrate all incoming jobs. And thanks to its powerful make-ready functionality, AccurioPro Flux Essential also facilitates professional job editing. Late job editing enhances the flexibility of your print room, while impositioning simplifies and speeds up time-consuming tasks such as arranging several pages on a single sheet. Essential includes:

### – **Impositioning**

AccurioPro Flux Essential provides a predefined set of imposition schemes (such as booklet, gang-up, etc.) to automate the error-prone task of arranging several pages on a single sheet. The functionality also allows creating individual paper formats and signatures to produce bespoke print products such as customized brochures.

### – **Create new 'products'**

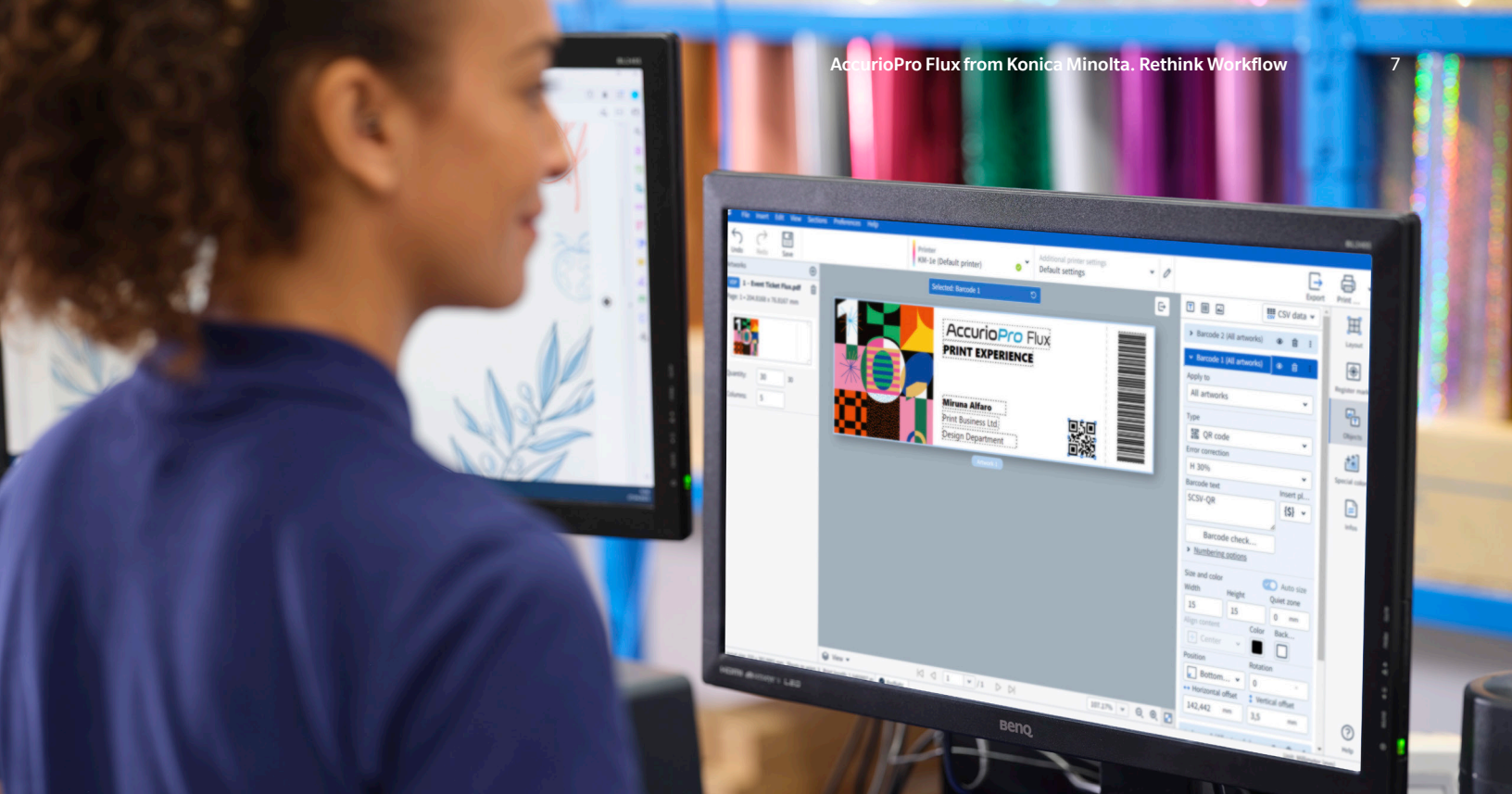
Saving operating steps and time, you can store individual combinations of print settings that are frequently used as 'products'. As soon as you import a document and choose such a 'product', the correct print settings are automatically applied to the job, which arrives instantly and print-ready. You can also link a hot folder to each 'product' and share the folder in your intranet. Users can simply put their documents into the folder for printing, and files will be uploaded with the print settings automatically applied.

### – **Make-ready on the fly**

While Essential offers the possibility to save often used print settings as products for reuse, you can also set up jobs easily on the fly. With just a few clicks you can select imposition, media and finishing, run a preflight and immediately send the job to the printer. You can even use the included layout optimization function to fill the sheet in the best possible way. The real-time preview helps you to check if the settings are correct.

### – **Job editing**

A convenient job editor lets you easily adjust paper size and weight; change jobs from color to black & white and vice versa; change the finishing mode; add or delete tab sheets, slip sheets or empty pages, and much more. Advanced editing is also possible via external applications (e.g. Adobe Acrobat). The built-in real-time preview allows instant switching between three different previews (page preview, sheet preview and list view) – however, modifications can be made regardless of the selected view.



– **Add VDP content from a CSV file**

Operators can automatically create personalised print products, such as flyers, tickets, postcards, mailings, etc., with unique text content, barcodes and QR codes. The operator simply adds a CSV file with the variable data sets to the print job and inserts the VDP content via placeholders.

– **Printer clusters**

With AccurioPro Flux Essential, you'll find it easy to optimise the capacity utilization of your production equipment. Simply organize your output devices in printer clusters. This facilitates distributing print jobs evenly across all machines of a cluster, even taking the devices' varying printing speeds into account. Splitting pages between color and b/w printers based on their color status is also possible. The color split function will ensure that all pages are still collated in the correct order.

– **Job management**

The main program window gives a comprehensive overview listing all active print jobs. Beyond this, you can easily create custom filters for special tasks so that only those jobs are displayed that interest you at that moment. For instance, create a filter to only see the jobs that have been assigned to a particular printer.

– **Repeat range programming**

You will see how very easy it is to prepare large incoming VDP jobs for printing – such as serial letters – simply by adjusting the settings for one set (i.e. the first letter) and then applying these settings to all remaining letters with a single click.

– **Integrate 3<sup>rd</sup>-party devices**

AccurioPro Flux Essential is optimised for output on the Konica Minolta production presses. Nevertheless, printing devices from other manufacturers can also be connected. This gives you convenient central control of all output devices in your print room, quite independent of their brand.

– **Import jobs from anywhere**

Files can be imported directly or sent to AccurioPro Flux in a variety of ways, including directly from a scanner, or with the use of Hot Folders or virtual printers. Imported files can be assigned automatically to existing products, or they can be edited and imposed manually.

– **TU-510 integration**

TU-510 inline cutting units can cut, crease and fold products directly during the printing process. With AccurioPro Flux, you can create complex print products quickly and easily by directly creating, saving and apply print profiles for the TU-510.

## AccurioPro Flux Essential options

### – Flux Raster Editor

This advanced editor allows editing documents on image/raster basis. It enables typical image editing operations (e.g. despeckle, deskew, brush, erase, line, fill) for single and multiple pages.

### – Flux Document Converter > Operator option

Enables the operator to import native MS Office file formats without prior conversion manually, via hot folders or when editing print jobs in the job editor.

### – Flux Preflight Pro

Detects and fixes PDF problems and runs automatic routines. Provides the power of the callas pdfToolbox engine fully integrated into AccurioPro Flux.

### – Flux Multi Seat

Up to 3 operators can work as a team simultaneously and even collaborate on the same job; one license per seat.

### – Flux Label Impose

This option provides an automated label workflow for the Konica Minolta label printers. Flux Label Impose gives users a simple and intuitive interface to impose and prepare label jobs for printing and also supports the creation of PDF files as basis for the corresponding cutting tools on the die cutting equipment.

### – Flux Barcode Pro

Allows the use of many additional barcode types for VDP and on signatures to drive offline finishers, including EAN, PDF417 and Data Matrix.

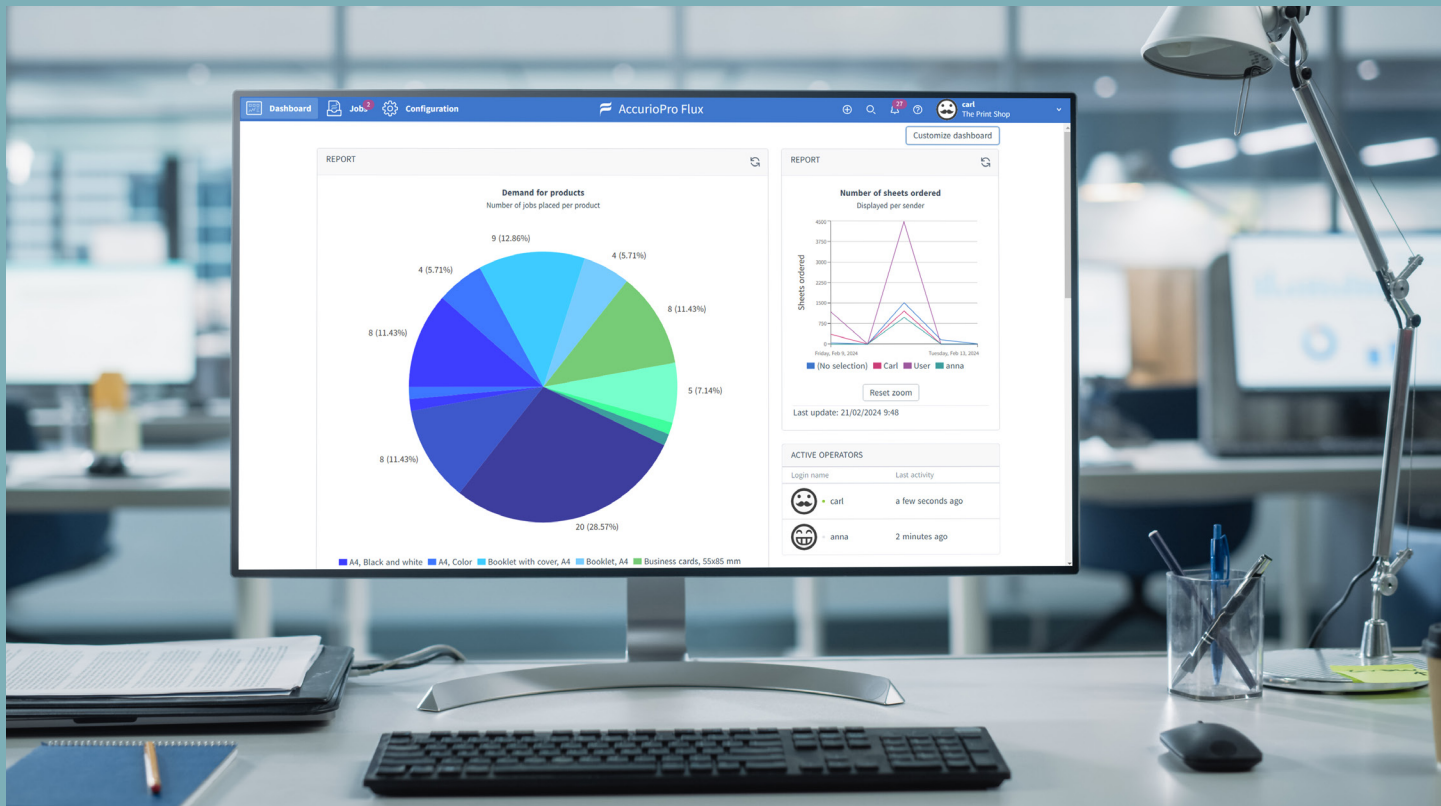


# PROFESSIONAL PRINT WORKFLOW AUTOMATION

## AccurioPro Flux Premium

With its job-ticket based print workflow, AccurioPro Flux Premium is your tool to offer easy and convenient ordering of print products via the company intranet. Users can send their print jobs directly from the source application to the print room; operators can rely on a wide range of intelligent print functions to administrate incoming jobs. Premium facilitates the automatic setup of devices as well as inline finishing and lets you configure and manage products automatically. In addition to the complete Essential functionality, Premium includes other attractive features like these:

- **Convenient collaboration**  
Several operators can work simultaneously and even collaborate on the same job; all operators can see who is working on which job. Three user seats are included in AccurioPro Flux Premium; and if your print environment needs more, you can purchase additional Flux Multi Seat licenses.
- **Automated job assignment**  
Rule-based job assignment allows creating rules to assign jobs automatically to specific operators. Individual rules can be created for different products helping to automate workflows further and reduce the number of operation steps.
- **Job submission via client or shared virtual printers**  
Users can send print files directly from the source application via the intranet using a dedicated client; they don't need to convert their work to PDF format. Alternatively, print jobs can be submitted via ticketless virtual printers that are shared in the intranet. Either way, print files are automatically converted to PDF, imposed and arrive print-ready in your print room.
- **Industrial device support**  
Cut lines and special colors can be detected, excluded from printing and instead exported for further processing on MGI JetVarnish, Motioncutter or other finishers. AccurioPro Flux Premium provides additional features for power users, including support for KM-1 devices and more.
- **Automatic status tracking**  
Don't spend valuable time anymore on writing emails to confirm the status of print jobs to their originators. With Premium, users will receive emails automatically updating them on the status of each of their print job.
- **Data analysis & custom reports**  
For up-to-date, graphic overviews displayed on the dashboard, use the included report assistant to have print data analysed and create custom reports. Different chart types are available to choose from; based on all stored data, reports can be created and changed quickly and flexibly.
- **Work and track your jobs from anywhere**  
Check, edit and print jobs either from a dedicated workstation or from your browser on any PC, Mac or mobile device. Operators can track, update and print their jobs from a mobile device by scanning the QR code on the job ticket.
- **Integrations**  
Options for Premium help you integrate other systems such as MIS, accounting solutions, XML workflows and more. In addition, you can use the API to create a custom integration with other software.



## AccurioPro Flux Premium options

### – Flux Accounting Connector

Integrates external accounting solutions into the print workflow. Connects AccurioPro Flux Premium to the accounting applications SafeQ (Ysoft) or PaperCut.

### – Flux Multi Seat

One Flux Multi Seat license per additional operator work on jobs simultaneously with other operators, one license per seat. (3 seats included; max 15)

### – Flux PitStop Connector

Connects the external application PitStop Server (Enfocus) to fix PDF problems and avoid production errors.

### – Flux XML Connector

Integrates 3rd party applications with AccurioPro Flux, e.g. external Web-to-Print solutions.

### – Flux Document Converter – Customer option

Allows you to accept native Office file formats from your customers when they submit print jobs via the Flux Printer web app (available in Premium and Ultimate) or the web shop (available in Ultimate).

For complete information on Konica Minolta products and solutions,  
please visit: [CountOnKonicaMinolta.com](https://www.CountOnKonicaMinolta.com)

© 2024 KONICA MINOLTA BUSINESS SOLUTIONS U.S.A., INC. All rights reserved. Reproduction in whole or in part without written permission is prohibited. KONICA MINOLTA, the KONICA MINOLTA logo and bizhub are registered trademarks or trademarks of KONICA MINOLTA, INC. All other product and brand names are trademarks or registered trademarks of their respective companies or organizations. All features and functions described here may not be available on some products. Design & specifications are subject to change without notice.



**KONICA MINOLTA**

KONICA MINOLTA BUSINESS SOLUTIONS U.S.A., INC.  
100 Williams Drive, Ramsey, New Jersey 07446

**CountOnKonicaMinolta.com**



Item #: APFLUX10  
5/2024-Z